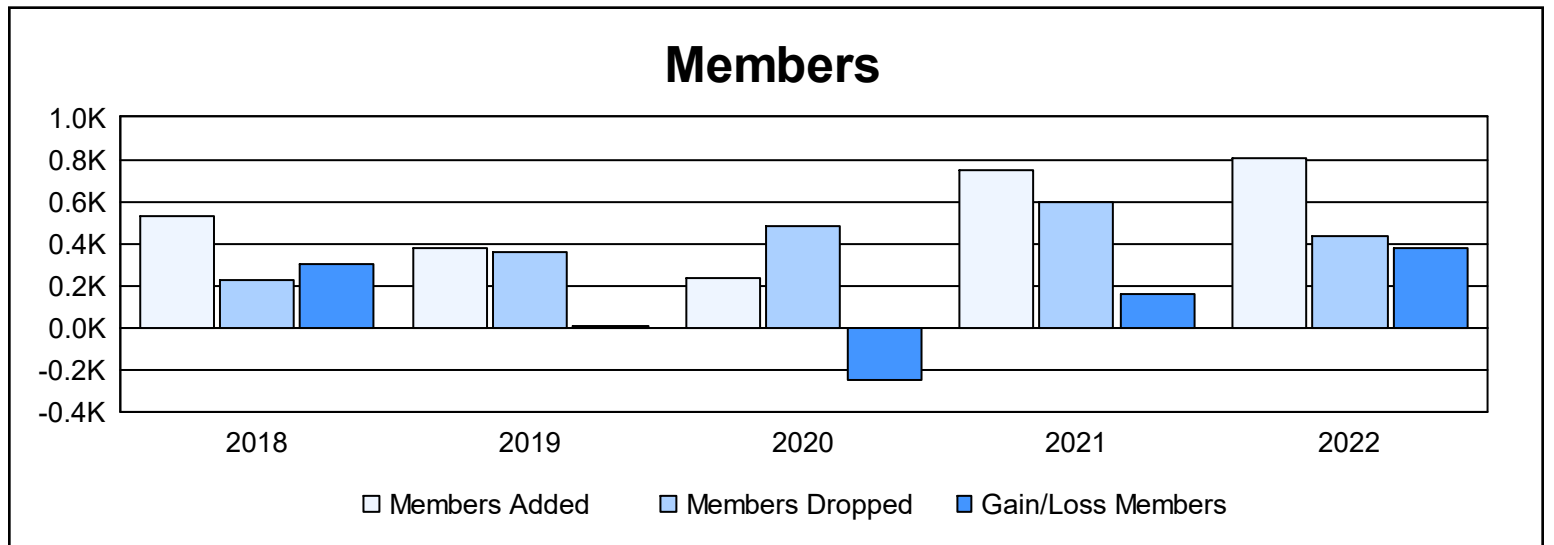
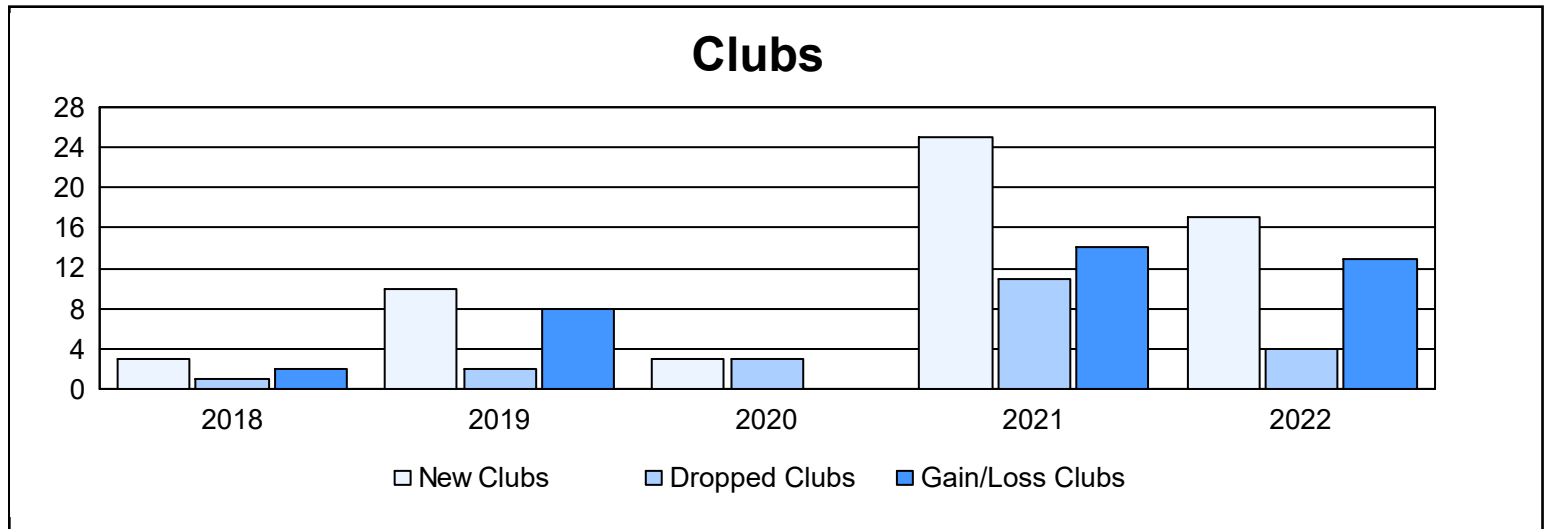
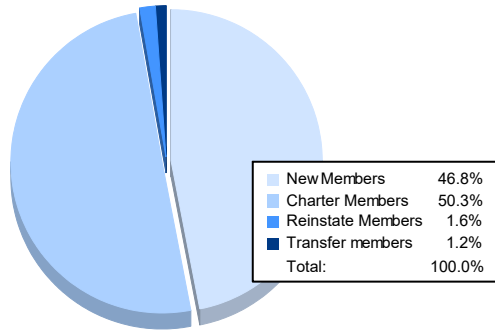


Year	New Clubs	Dropped Clubs	Gain/ Loss Clubs	New Members	Charter Members	Reinstate Members	Transfer Members	Total Member Added	Total Members Dropped	Gain/ Loss Members
2017-2018	3	1	2	402	101	23	4	530	230	300
2018-2019	10	2	8	120	248	5	0	373	363	10
2019-2020	3	3	0	123	80	30	2	235	482	-247
2020-2021	25	11	14	188	540	16	5	749	592	157
2021-2022	17	4	13	378	406	13	10	807	430	377
<b>Average</b>	<b>12</b>	<b>4</b>	<b>7</b>	<b>242</b>	<b>275</b>	<b>17</b>	<b>4</b>	<b>539</b>	<b>419</b>	<b>119</b>



### Membership Composition June 2022 Cumulative



### Gender Composition June 2022 Cumulative

